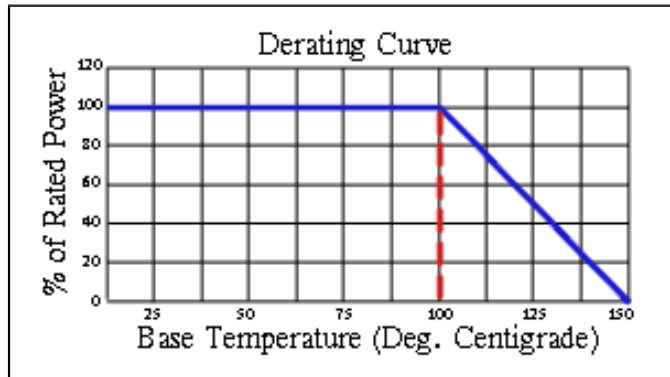



# Component General, Inc.

P/N: CBT-250-1

## Stripline Base Mounted Terminations



### Mechanical Specifications

**Covers:**

Alumina Ceramic.

**Substrate:**

Beryllium Oxide Ceramic.

**Contact:**

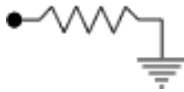
Beryllium Copper, Gold Plated per MIL-G-45204.  
Length: 0.125" Min., Width: 0.060",  
Thickness 0.004" ± 0.002".

**Heat Sink:**

Copper, Nickel Plated per QQ-N-290.

**Tolerance:**

± 0.010" unless specified.



Note: The use of thermal mounting compound is recommended.

### Electrical Specifications

**Resistance Value:**

10 - 1000 Ω or as required. Other values available upon request.

**Frequency Range:**

DC - 1.0 GHz

**VSWR (Max.):**

1.25:1

**Standard Resistance Tolerance:**

± 5% Other tolerances available upon request.

### Part Dimensions

