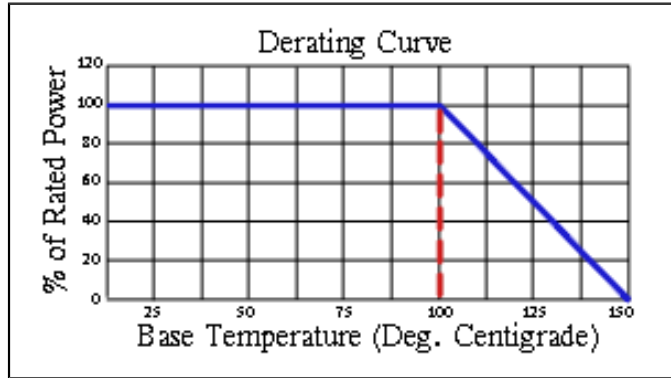



Note: The use of thermal mounting compound is recommended.

Component General, Inc.

P/N: CBT-700

Stripline Base Mounted Terminations



Mechanical Specifications

Covers:

Alumina Ceramic.

Substrate:

Beryllium Oxide Ceramic.

Contact:

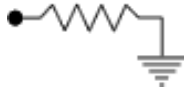
Beryllium Copper, Gold Plated per MIL-G-45204.
Length: 0.125" Min., Width: 0.250",
Thickness 0.004" ± 0.002".

Heat Sink:

Copper, Nickel Plated per QQ-N-290.

Tolerance:

± 0.010" unless specified.



Note: The use of thermal mounting compound is recommended.

Electrical Specifications

Resistance Value:

10 - 1000 Ω or as required. Other values available upon request.

Frequency Range:

DC - .5 GHz
.5 - .65 GHz
.65 - .89 GHz

VSWR (Max.):

1.15:1
1.25:1
1.50:1

Standard Resistance Tolerance:

± 5% Other tolerances available upon request.

Part Dimensions

