

Component General, Inc.

■ Microwave Thick Film Disc Resistors

■ MECHANICAL SPECIFICATIONS



Substrate: Beryllium Oxide Ceramic
Std. Tolerance: Standard Resistance Tolerance $\pm 2\%$ at 25°C
Terminals: Proprietary silver terminal material on both sides connected with wrap-around terminals on I.D. and O.D. Resistor on one side only.
Temperature Range: -55°C to +200°C.

high power thick film disc resistors product selection chart						
P/N	Nominal Power	I.D.	O.D.	Width	Inside Terminal	Outside Terminal
C75D250P	5 W	0.066" - 0.074"	0.245" - 0.257"	0.020" - 0.027"	1/64	1/32
C135D375P	10 W	0.131" - 0.139"	0.372" - 0.380"	0.030" - 0.036"	1/32	1/32

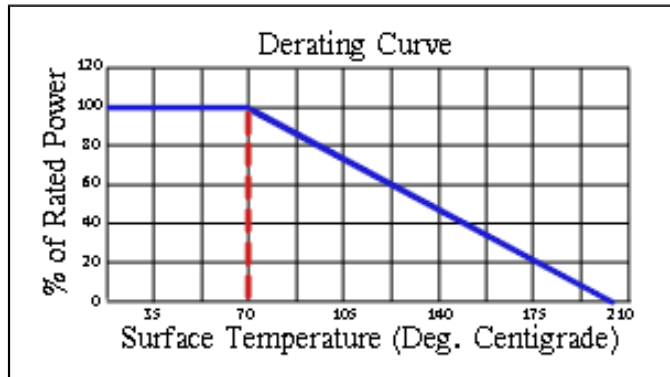
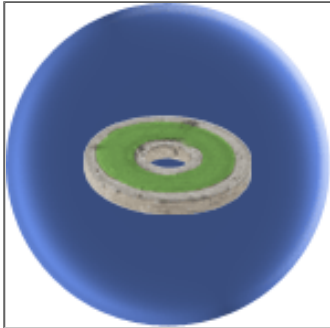
[Component General Inc.](#)

2445 Success Drive Odessa, FL 33556 Phone: 727-376-6655 or 800-246-4084

Component General, Inc.

P/N:C75D250P

Microwave Discs



Mechanical Specifications

Substrate Material:

Beryllium Oxide Ceramic.

(Note: Letter "P" denotes Beryllium Oxide.)

Terminals:

Terminal areas are Proprietary Silver which reduces oxidation thus providing a more solderable terminal.

Temperature Range :

-55°C to +200°C.

Temperature Coefficient :

Standard Temperature Coefficient is -200 to -300 PPM/°C.

Electrical Specifications

Resistance Value:

10 - 500 Ω As required. Other values available upon request.

Standard Tolerance:

Standard Tolerance is $\pm 2\%$ at 25 °C. Other Tolerances are available upon request.

Nominal Power:

5 W.

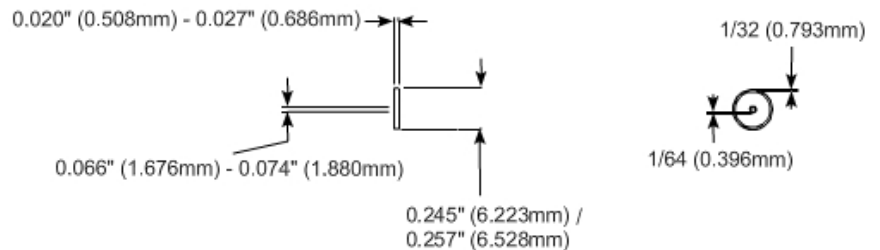
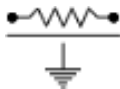
Frequency Range :

D.C. to 18 GHz dependent upon how the resistors are mounted and the mounting Hardware's configuration.

Load Life :

The maximum anticipated change in resistance is 1 % when operated at listed rating for 1,000 hours.

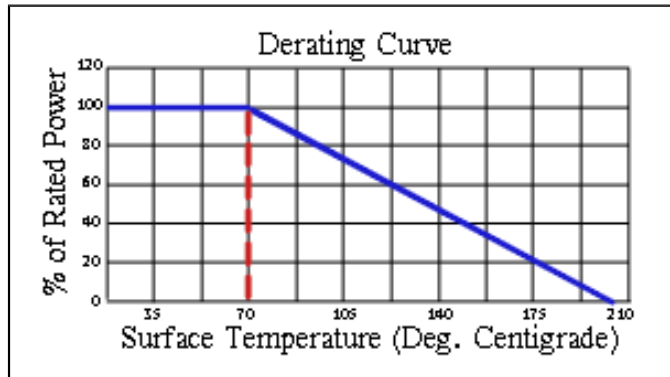

Part Dimensions



Component General, Inc.

P/N:C135D375P

Microwave Discs



Mechanical Specifications

Substrate Material:

Beryllium Oxide Ceramic.

(Note: Letter "P" denotes Beryllium Oxide.)

Terminals:

Terminal areas are Proprietary Silver which reduces oxidation thus providing a more solderable terminal.

Temperature Range :

-55°C to + 200°C.

Temperature Coefficient :

Standard Temperature Coefficient is -200 to -300 PPM/°C.

Electrical Specifications

Resistance Value:

10 - 500 Ω As required. Other values available upon request.

Standard Tolerance:

Standard Tolerance is $\pm 2\%$ at 25 °C. Other Tolerances are available upon request.

Nominal Power:

10 W.

Frequency Range :

D.C. to 18 GHz dependent upon how the resistors are mounted and the mounting Hardware's configuration.

Load Life :

The maximum anticipated change in resistance is 1% when operated at listed rating for 1,000 hours.

Part Dimensions

